



District Report Card: 2017


State: Odisha	District: Ganjam
Class: 5	Subject: Language
Schools: 61	Students: 1034


Participation/Coverage


Students

<div>GENDER</div> <div></div>	Boys				Girls			
	Number		%		Number		%	
	513		49.61		521		50.39	

<div>AREA</div> <div></div>	Rural				Urban			
	Number		%		Number		%	
	988		95.55		46		4.45	

<div>CATEGORY</div> <div></div>	SC		ST		OBC		GEN	
	Number	%	Number	%	Number	%	Number	%
	262	25.34	30	2.90	702	67.89	40	3.87

<div>CWSN</div> <div></div>	LD	VI	HI	S&LD	ID	Oth
	3	5	2	2	3	4

<div>Management</div> <div></div>	Government			Government-aided		
	Number		%	Number		%
	1034		100.00	0		0.00

Average Performance of Students in Language (%)

Overall	Gender		Area		Management		Social Group			
	Male	Female	Rural	Urban	Govt.	Aided	SC	ST	OBC	GEN
58.50	56.70	60.27	58.69	54.35	58.50	0.00	54.02	63.56	59.70	63.00

Performance on Learning Outcomes (LOs)

Learning Outcomes	Description	Average Performance(%)
L504	Reads and comprehends independently storybooks, news items/ headlines, advertisements etc.	53.75
L508	Reads text with comprehension, locates details and sequence of events	60.87

Range of Performance of Students who Answered Correctly							
Below 30%		30% - 50%		50% - 75%		Above 75%	
Number	%	Number	%	Number	%	Number	%
116	11.22	242	23.40	440	42.55	236	22.82

Lowest Performing Learning Outcomes (LOs)

- 1 - Reads and comprehends independently storybooks, news items/ headlines, advertisements etc. (53.75)
- 2 - Reads text with comprehension, locates details and sequence of events (60.87)